

# How to update Odysseus

This tutorial shows how to update Odysseus.

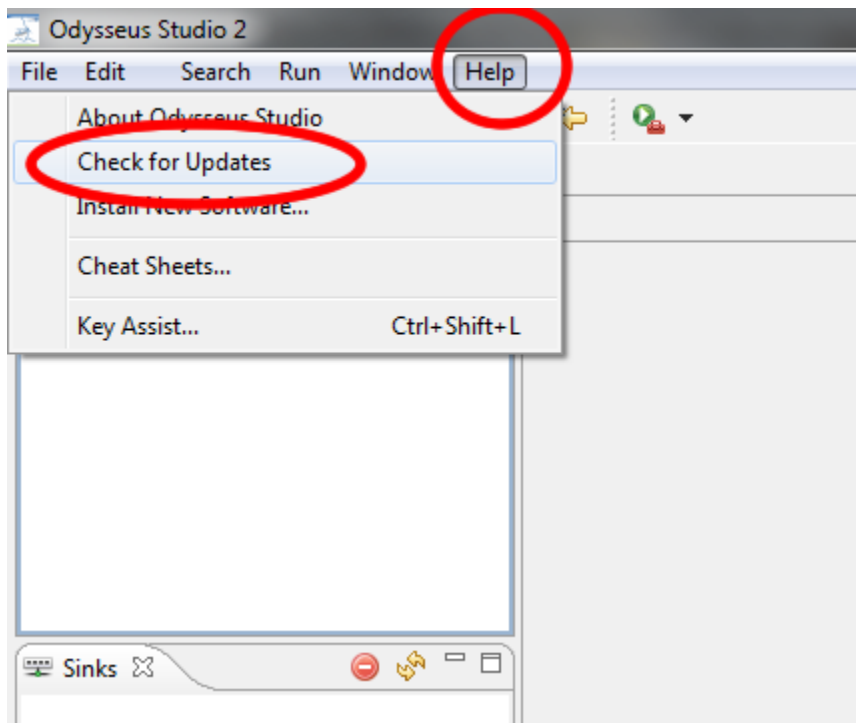
There are two possibilities to update Odysseus: if you use the Studio (GUI version) we recommend to update via Odysseus Studio. But if you have a server-only version, you can use the console to update Odysseus

- [Update via Odysseus Studio](#)
- [Update via Console \(Odysseus Server only\)](#)

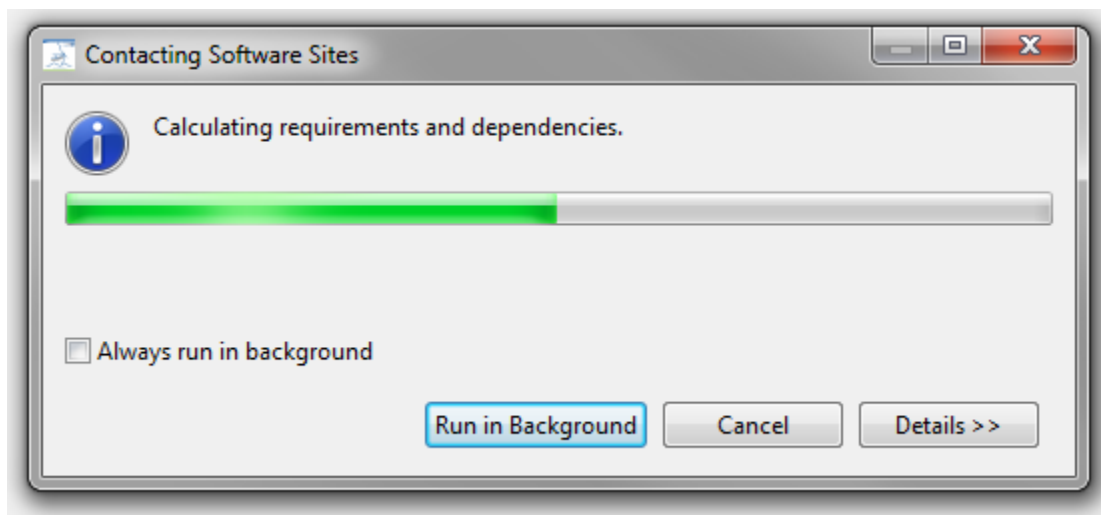
## Update via Odysseus Studio

### 1. Check for updates

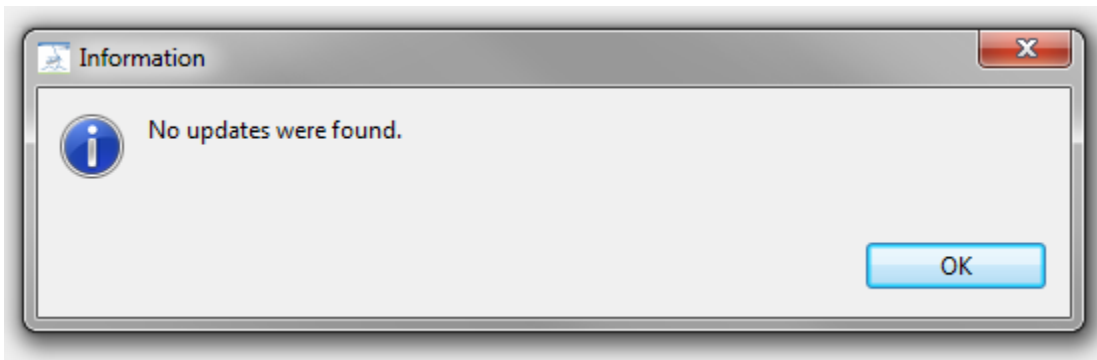
Start the check for updates via "Help" and "Check for Updates" from the toolbar.



Odysseus searches for updates on the update site.



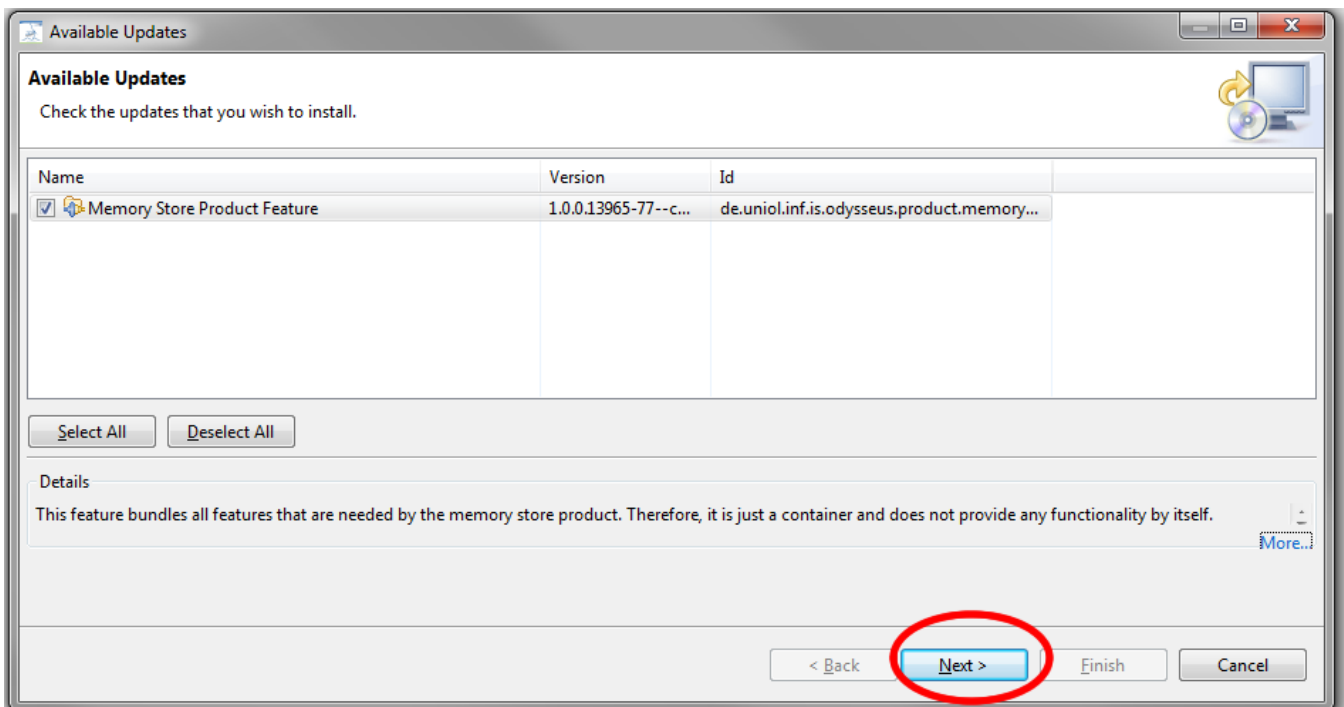
It may happen that you have the latest version so that "no updates found" dialog is shown:



However, if there is an update possible, continue with the next step

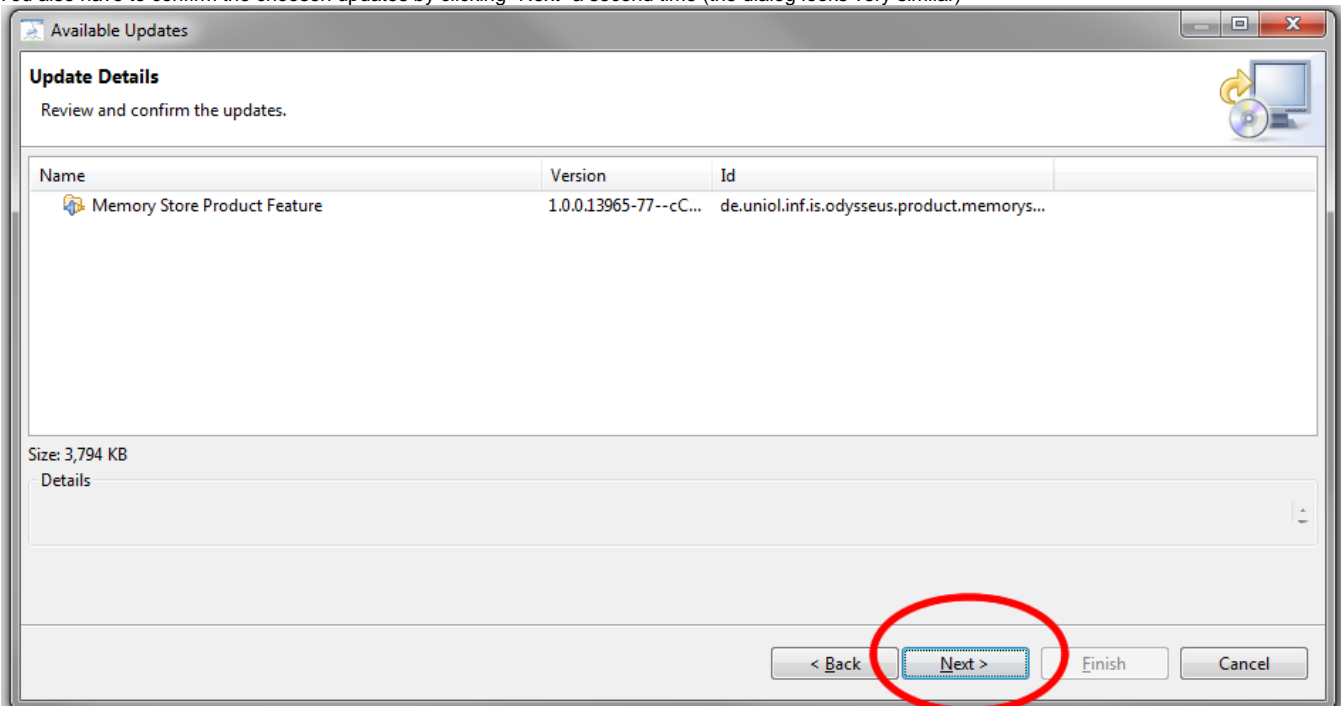
## 2. Choose updates

Choose the features that should be updated. If you have installed additional features (see also [How to install new features](#)) you can update them too. Click "Next".



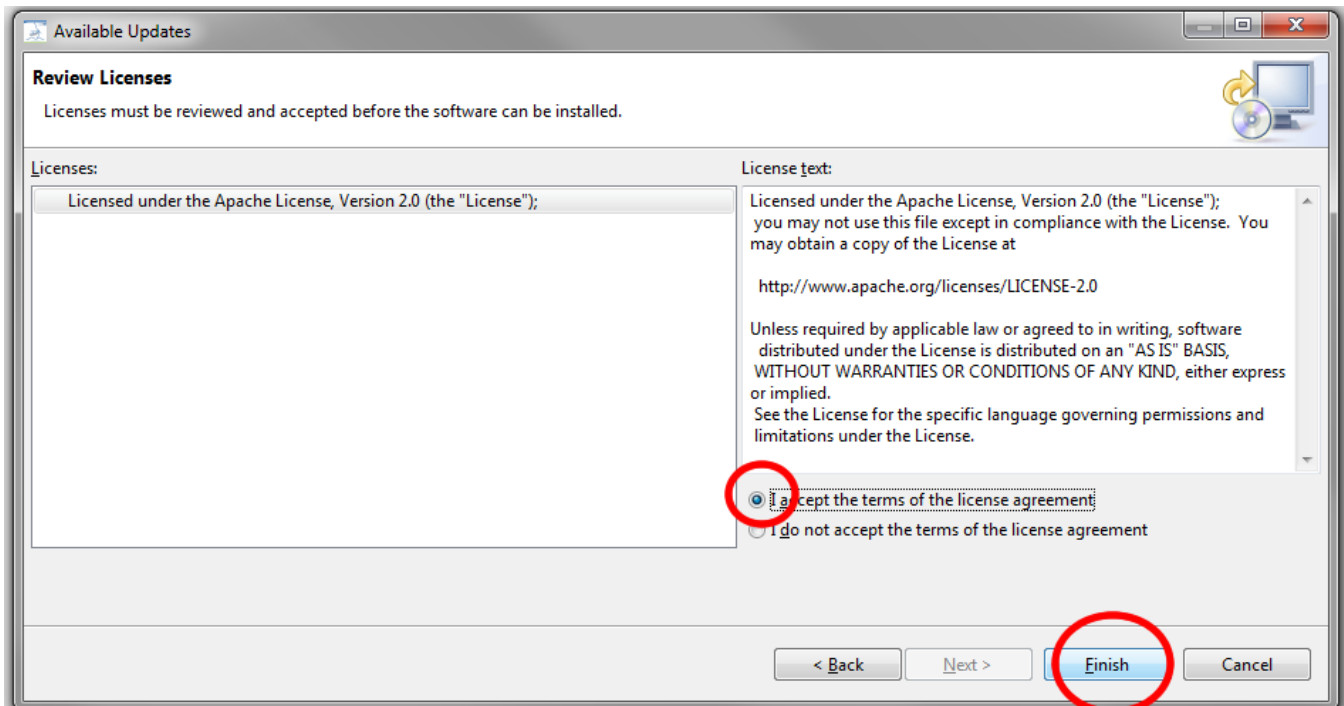
## 3. Confirm updates

You also have to confirm the chosen updates by clicking "Next" a second time (the dialog looks very similar)



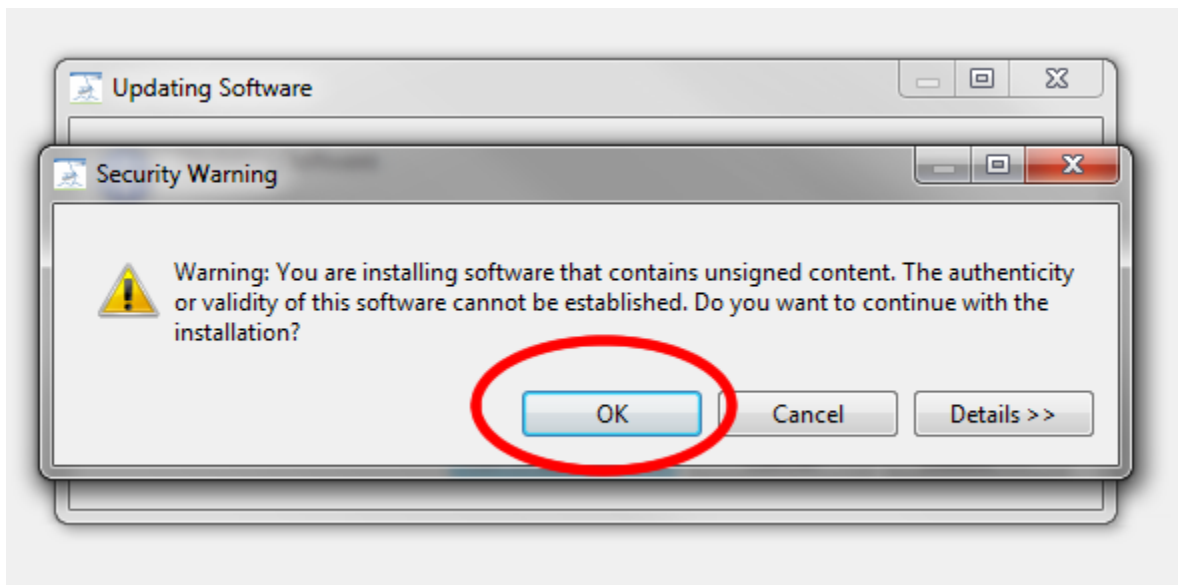
#### 4. Accept license

Then, you also have to accept the license by clicking "Finish"

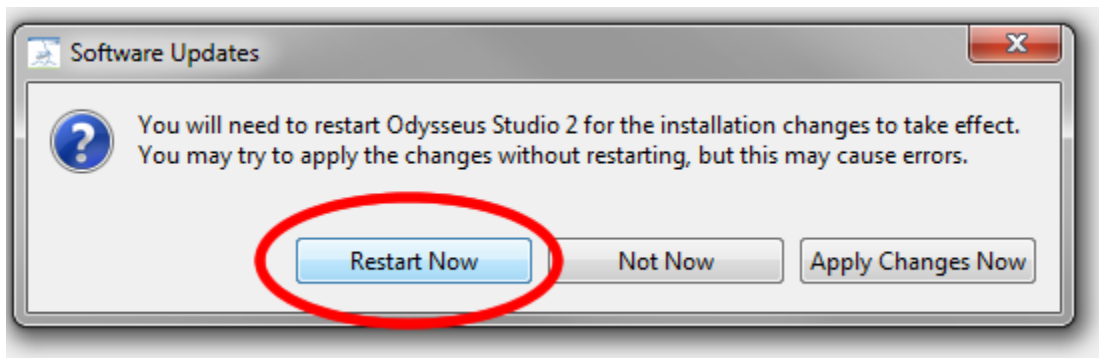


#### 5. Updating and Restart

Since the features are not signed, you have to confirm the security warning.



Finally, you have to restart the application



Odysseus should now be up to date

## Update via Console (Odysseus Server only)

If you don't have the GUI (Odysseus Studio), you may use the console to update Odysseus.

Enter the following command into the console.

```
updateFeatures
```

**If there is an update, it is downloaded, installed and updated automatically. Finally, this forces a restart!!!**

This may look as follows:

```
tExecutor.startExecution<AbstractExecutor.java:726>
2774 DEBUG RemovalStrategyRegistry - Register new RemovalStrategy FIFO - de.uniol.inf.is.odysseus.cache.removalstrategy
.RemovalStrategyRegistry.register<RemovalStrategyRegistry.java:18>
2776 DEBUG RemovalStrategyRegistry - Register new RemovalStrategy LFU - de.uniol.inf.is.odysseus.cache.removalstrategy.
RemovalStrategyRegistry.register<RemovalStrategyRegistry.java:18>
2780 DEBUG RemovalStrategyRegistry - Register new RemovalStrategy LRU - de.uniol.inf.is.odysseus.cache.removalstrategy.
RemovalStrategyRegistry.register<RemovalStrategyRegistry.java:18>
2783 DEBUG RemovalStrategyRegistry - Register new RemovalStrategy RANDOM - de.uniol.inf.is.odysseus.cache.removalstrate
gy.RemovalStrategyRegistry.register<RemovalStrategyRegistry.java:18>
osgi> updateFeatures
```

If there are currently no updates, the console responds with "No updates were found".

If there are some updates, they will be listed and installed. This should look like this:

```

17338 INFO FeatureUpdateUtility - Updating Software: Configuring de.uniol.inf.is.odysseus.scheduler.strategy.factory.a
urorafactory... - de.uniol.inf.is.odysseus.updater.FeatureUpdateUtility$4.subTask<FeatureUpdateUtility.java:388>
17341 INFO FeatureUpdateUtility - Updating Software: Configuring de.uniol.inf.is.odysseus.scheduler.strategy.factory.c
hainfactory... - de.uniol.inf.is.odysseus.updater.FeatureUpdateUtility$4.subTask<FeatureUpdateUtility.java:388>
17345 INFO FeatureUpdateUtility - Updating Software: Configuring de.uniol.inf.is.odysseus.scheduler.strategy.factory.s
implestratfactory... - de.uniol.inf.is.odysseus.updater.FeatureUpdateUtility$4.subTask<FeatureUpdateUtility.java:388>
17349 INFO FeatureUpdateUtility - Updating Software: Configuring de.uniol.inf.is.odysseus.scheduling.feature.feature.j
ar... - de.uniol.inf.is.odysseus.updater.FeatureUpdateUtility$4.subTask<FeatureUpdateUtility.java:388>
17353 INFO FeatureUpdateUtility - Updating Software: Configuring de.uniol.inf.is.odysseus.script.executor... - de.unio
l.inf.is.odysseus.updater.FeatureUpdateUtility$4.subTask<FeatureUpdateUtility.java:388>
17356 INFO FeatureUpdateUtility - Updating Software: Configuring de.uniol.inf.is.odysseus.script.feature.feature.jar..
. - de.uniol.inf.is.odysseus.updater.FeatureUpdateUtility$4.subTask<FeatureUpdateUtility.java:388>
17360 INFO FeatureUpdateUtility - Updating Software: Configuring de.uniol.inf.is.odysseus.script.parser... - de.uniol.
inf.is.odysseus.updater.FeatureUpdateUtility$4.subTask<FeatureUpdateUtility.java:388>
17364 INFO FeatureUpdateUtility - Updating Software: Configuring de.uniol.inf.is.odysseus.server.autostart... - de.uni
ol.inf.is.odysseus.updater.FeatureUpdateUtility$4.subTask<FeatureUpdateUtility.java:388>
17367 INFO FeatureUpdateUtility - Updating Software: Configuring de.uniol.inf.is.odysseus.server.feature.feature.jar..
. - de.uniol.inf.is.odysseus.updater.FeatureUpdateUtility$4.subTask<FeatureUpdateUtility.java:388>
17370 INFO FeatureUpdateUtility - Updating Software: Configuring de.uniol.inf.is.odysseus.server.intervalapproach... -
de.uniol.inf.is.odysseus.updater.FeatureUpdateUtility$4.subTask<FeatureUpdateUtility.java:388>
17374 INFO FeatureUpdateUtility - Updating Software: Configuring de.uniol.inf.is.odysseus.sweeparea... - de.uniol.inf.
is.odysseus.updater.FeatureUpdateUtility$4.subTask<FeatureUpdateUtility.java:388>
17377 INFO FeatureUpdateUtility - Updating Software: Configuring de.uniol.inf.is.odysseus.transform... - de.uniol.inf.
is.odysseus.updater.FeatureUpdateUtility$4.subTask<FeatureUpdateUtility.java:388>
17381 INFO FeatureUpdateUtility - Updating Software: Configuring de.uniol.inf.is.odysseus.updater... - de.uniol.inf.is
.odysseus.updater.FeatureUpdateUtility$4.subTask<FeatureUpdateUtility.java:388>
17384 INFO FeatureUpdateUtility - Updating Software: Configuring de.uniol.inf.is.odysseus.usermanagement.filestore...
- de.uniol.inf.is.odysseus.updater.FeatureUpdateUtility$4.subTask<FeatureUpdateUtility.java:388>
17387 INFO FeatureUpdateUtility - Updating Software: Configuring de.uniol.inf.is.odysseus.usermanagement.filestore.fea
ture.feature.jar... - de.uniol.inf.is.odysseus.updater.FeatureUpdateUtility$4.subTask<FeatureUpdateUtility.java:388>
17390 INFO FeatureUpdateUtility - Updating Software: Configuring org.simpleframework.xml... - de.uniol.inf.is.odysseus
.updater.FeatureUpdateUtility$4.subTask<FeatureUpdateUtility.java:388>
17394 INFO FeatureUpdateUtility - Updating Software: Preparing to commit the provisioning operation.... - de.uniol.inf
.is.odysseus.updater.FeatureUpdateUtility$4.subTask<FeatureUpdateUtility.java:388>
17464 INFO FeatureUpdateUtility - Updating Software: Committing the provisioning operation.... - de.uniol.inf.is.odysse
us.updater.FeatureUpdateUtility$4.subTask<FeatureUpdateUtility.java:388>
17890 INFO FeatureUpdateUtility - Updating Software: 100% completed - de.uniol.inf.is.odysseus.updater.FeatureUpdateUt
ility$4.done<FeatureUpdateUtility.java:421>
17890 INFO FeatureUpdateUtility - Task Updating Software done - de.uniol.inf.is.odysseus.updater.FeatureUpdateUtility$
4.done<FeatureUpdateUtility.java:423>
Updates were installed. You have to restart Odysseus for the changed to take effect!
17905 DEBUG FeatureUpdateUtility - Sending restart event - de.uniol.inf.is.odysseus.updater.FeatureUpdateUtility$3.run<
FeatureUpdateUtility.java:361>

```

After that, Odysseus is restarted automatically.