

Odysseus Development Startup

To get an easy startup we provide a project template that can be used for own development

Clone template

```
git clone https://git.swl.informatik.uni-oldenburg.de/scm/ody/odysseusrepotemplate.git
cd odysseusrepotemplate
git submodule init
git submodule update
```

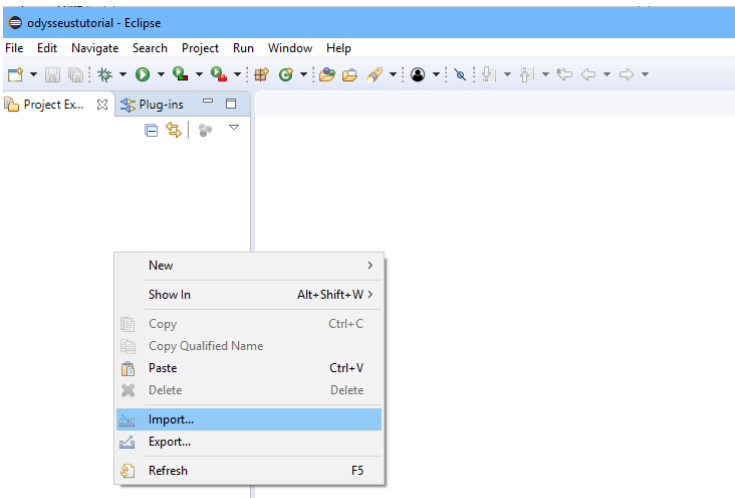
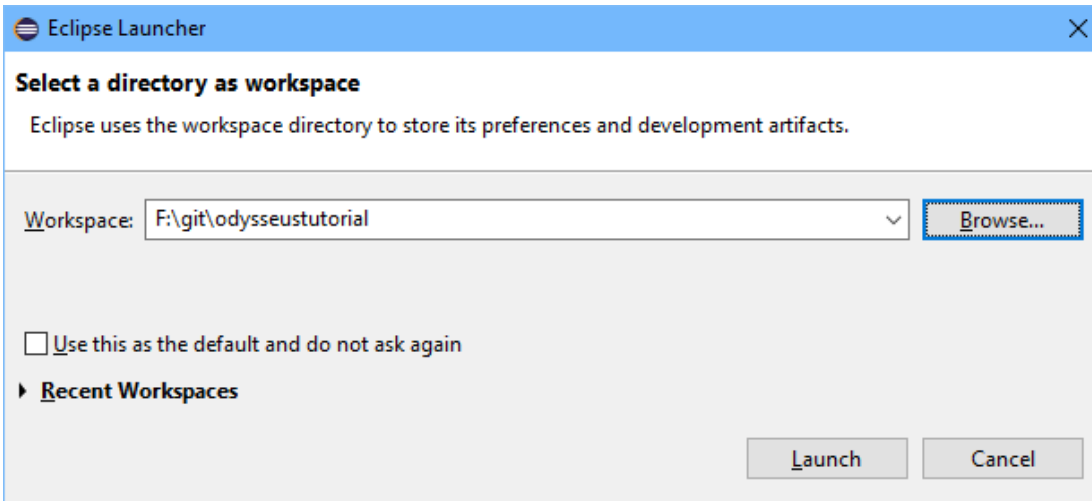
Update odysseus_dev to latest version

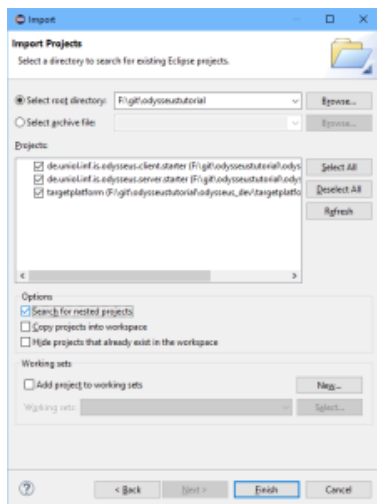
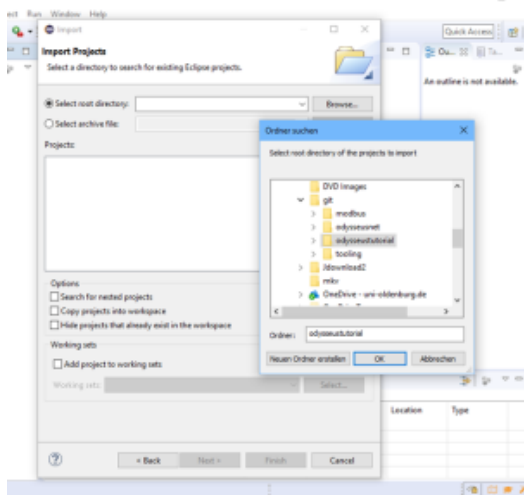
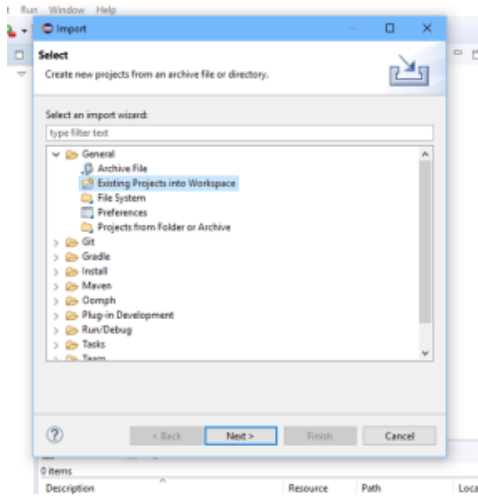
```
cd odysseus_dev
git checkout master
```

Rename folder odysseusrepotemplate (here odysseustutorial, should be different in your case) and set new origin (your git repo)

```
cd odysseustutorial
git remote set-url origin https://USER@git.swl.informatik.uni-oldenburg.de/scm/ody/odysseustutorial.git
git push -u origin --all
git push origin --tags
```

Start eclipse with new workspace and import





Setting Target Platform